



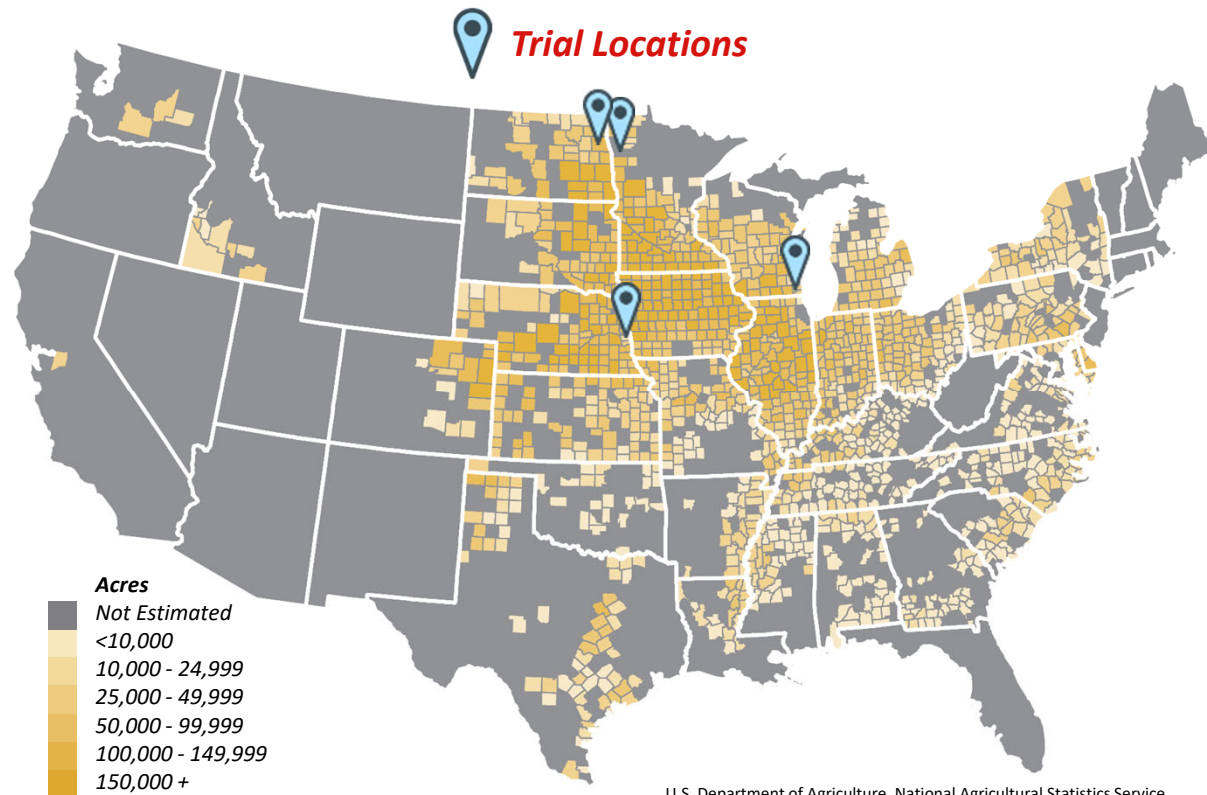
TALC USA
A **BRANDT** COMPANY

Talc USA Trial Results



Inceptive + MicroSURGE for Corn

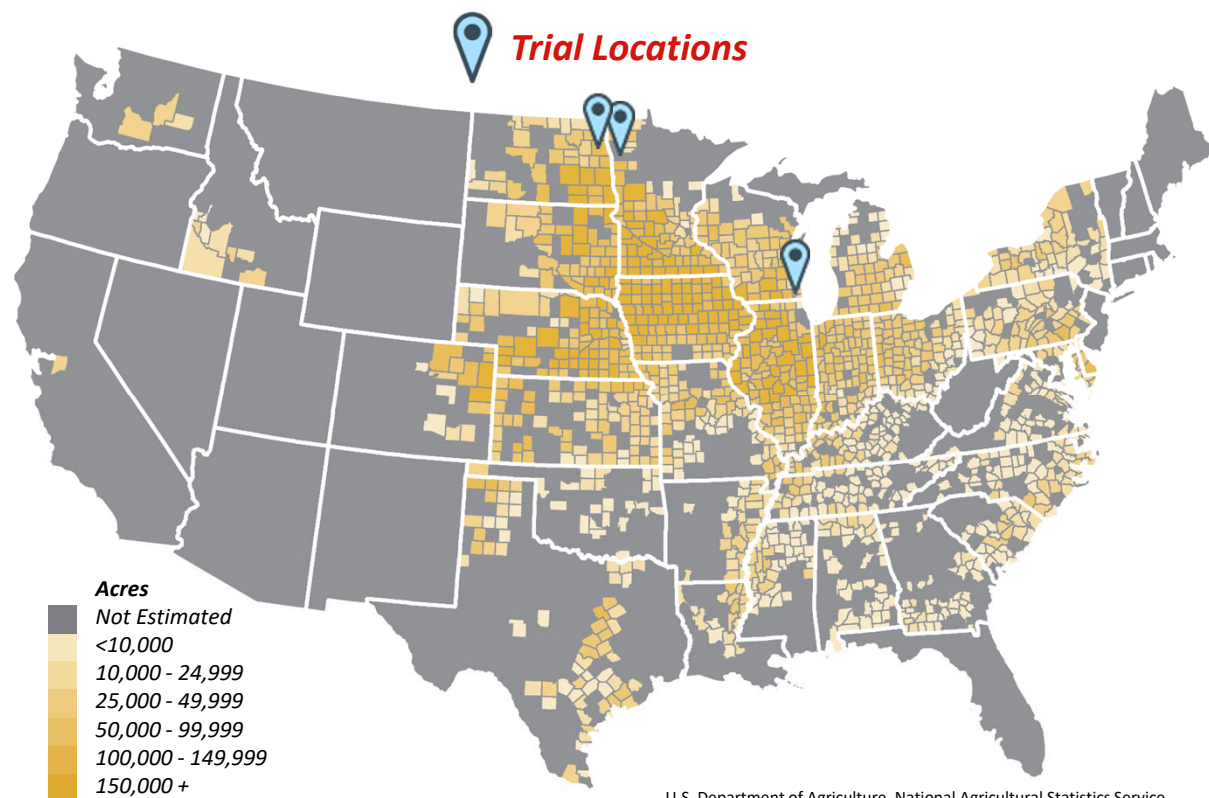
2023 Corn Trial Locations and Yield Results



Location	Yield Increase
Dry MicroSURGE	
MN	2.2 bu/ac
NE	11 bu/ac
ND	0.1 bu/ac
WI	8.81 bu/ac
WI	6.1 bu/ac
Averaged Results	
Yield Increase	5.9 bu/ac
Liquid MicroSURGE	
WI	11.6 bu/ac

BRANDT® EnzUp® SeedFlow™ Zn

2023 Corn Trial Locations and Yield Results



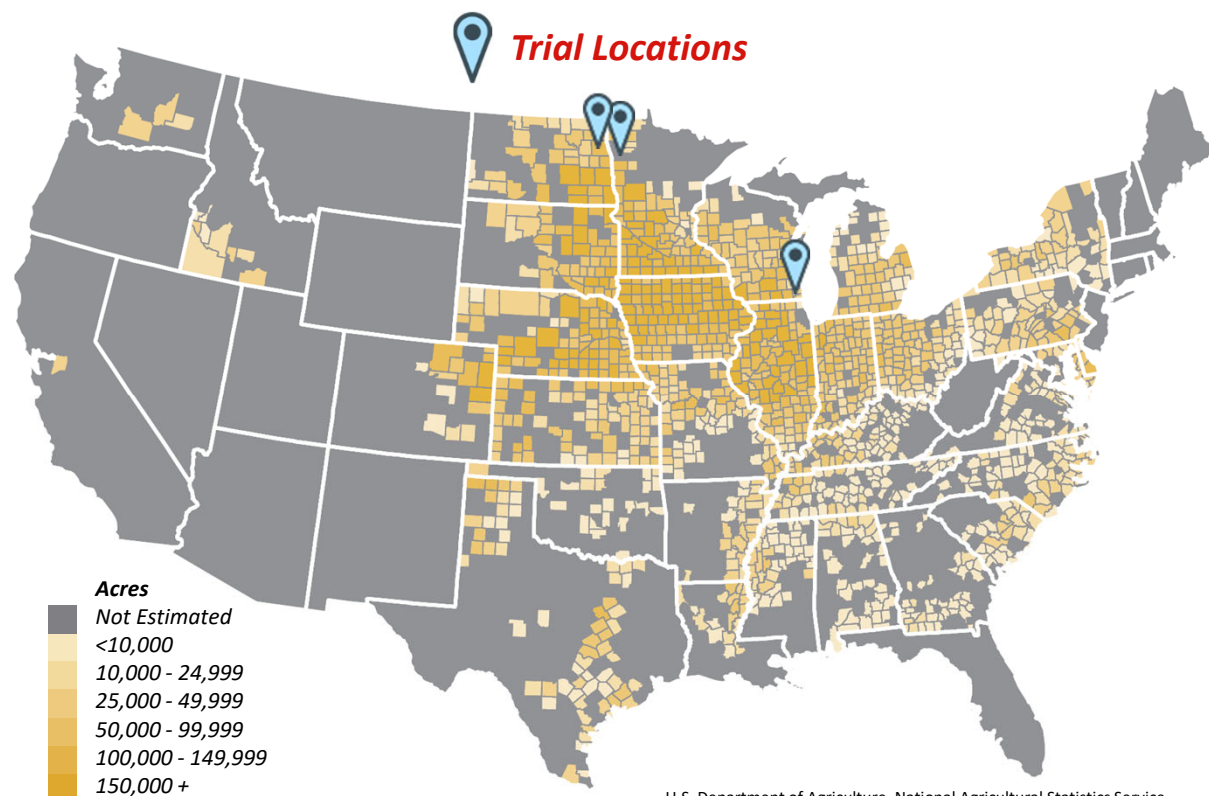
U.S. Department of Agriculture, National Agricultural Statistics Service

TALC USA
A BRANDT COMPANY

Location	Yield Increase
BRANDT EnzUp SeedFlow Zn	
MN	2.6 bu/ac
ND	5.8 bu/ac
WI	6.0 bu/ac
Averaged Results	
Yield Increase	4.8 bu/ac

Location	Yield Increase
BRANDT EnzUp SeedFlow Zn + MicroSURGE + Inceptive	
ND	14.8 bu/ac
WI	11.7 bu/ac
Averaged Results	
Yield Increase	13.2 bu/ac

Inceptive + Dry MicroSURGE for Corn + Molybdenum 2023 Corn Trial Locations and Yield Results



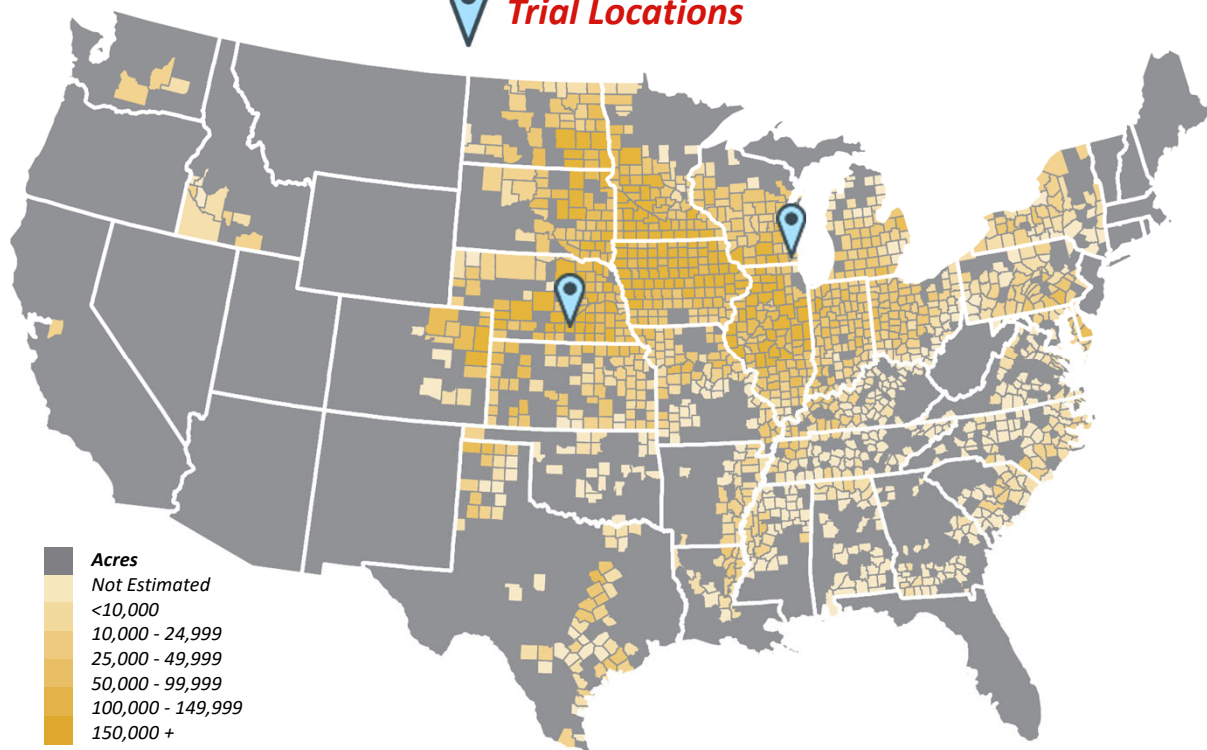
U.S. Department of Agriculture, National Agricultural Statistics Service

Location BRANDT EnzUp SeedFlow Zn	Yield Increase
MN	4.2 bu/ac
ND	5.4 bu/ac
WI	9.01 bu/ac
Averaged Results	
Yield Increase	6.2 bu/ac

Encompass

2023 Corn Trial Locations and Yield Results

 **Trial Locations**



Acres
 Not Estimated
 <10,000
 10,000 - 24,999
 25,000 - 49,999
 50,000 - 99,999
 100,000 - 149,999
 150,000 +

U.S. Department of Agriculture, National Agricultural Statistics Service

TALC USA
 A BRANDT COMPANY

Location	Yield Increase
Encompass Dry	
WI	3.43 bu/ac

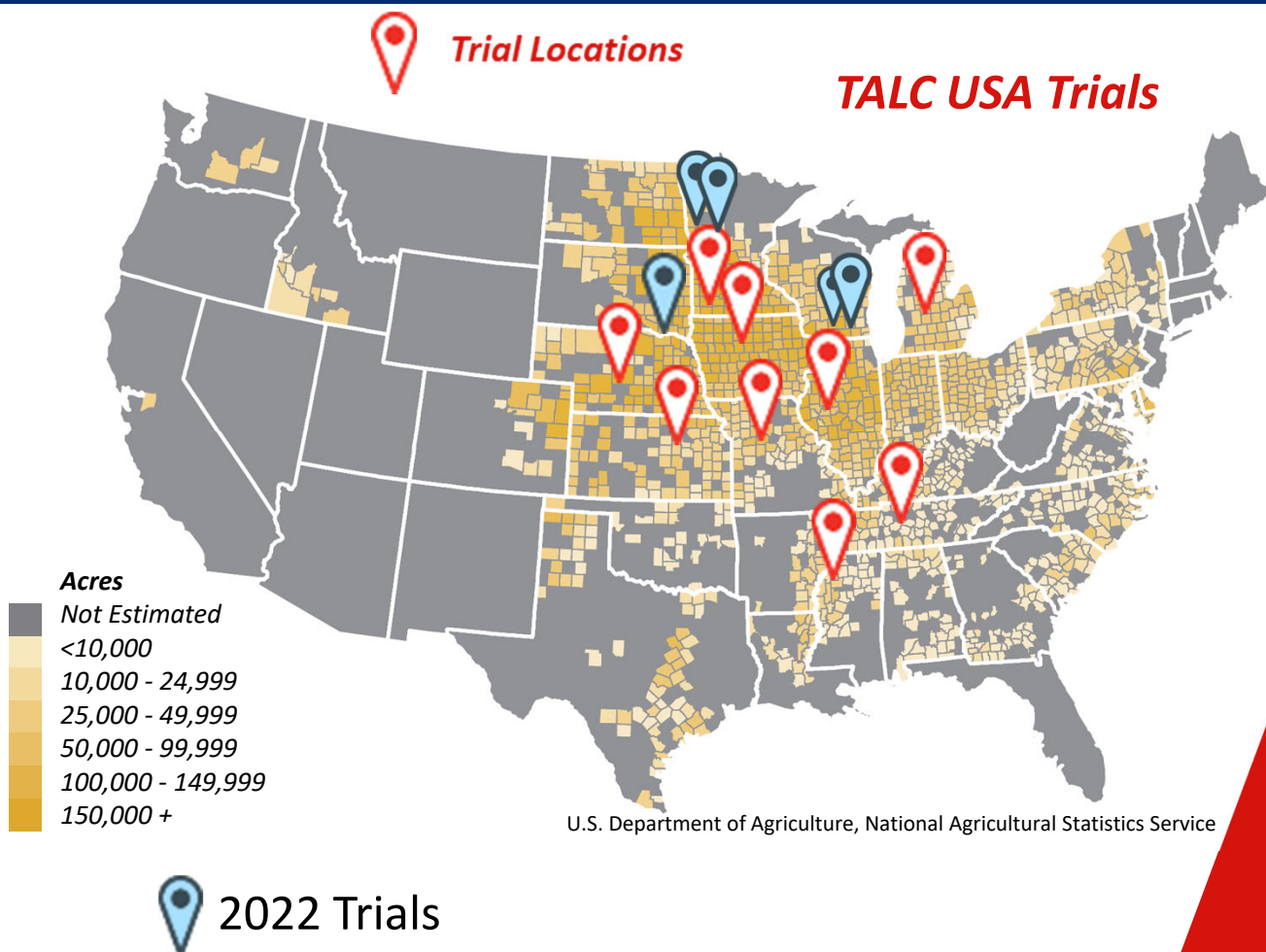
Location	Yield Increase
Encompass In-Furrow	
WI	5.97 bu/ac

Location	Yield Increase
Encompass Dry + Inceptive	
NE	7.8 bu/ac
WI	3.43 bu/ac

Averaged Results	
Yield Increase	5.6 bu/ac

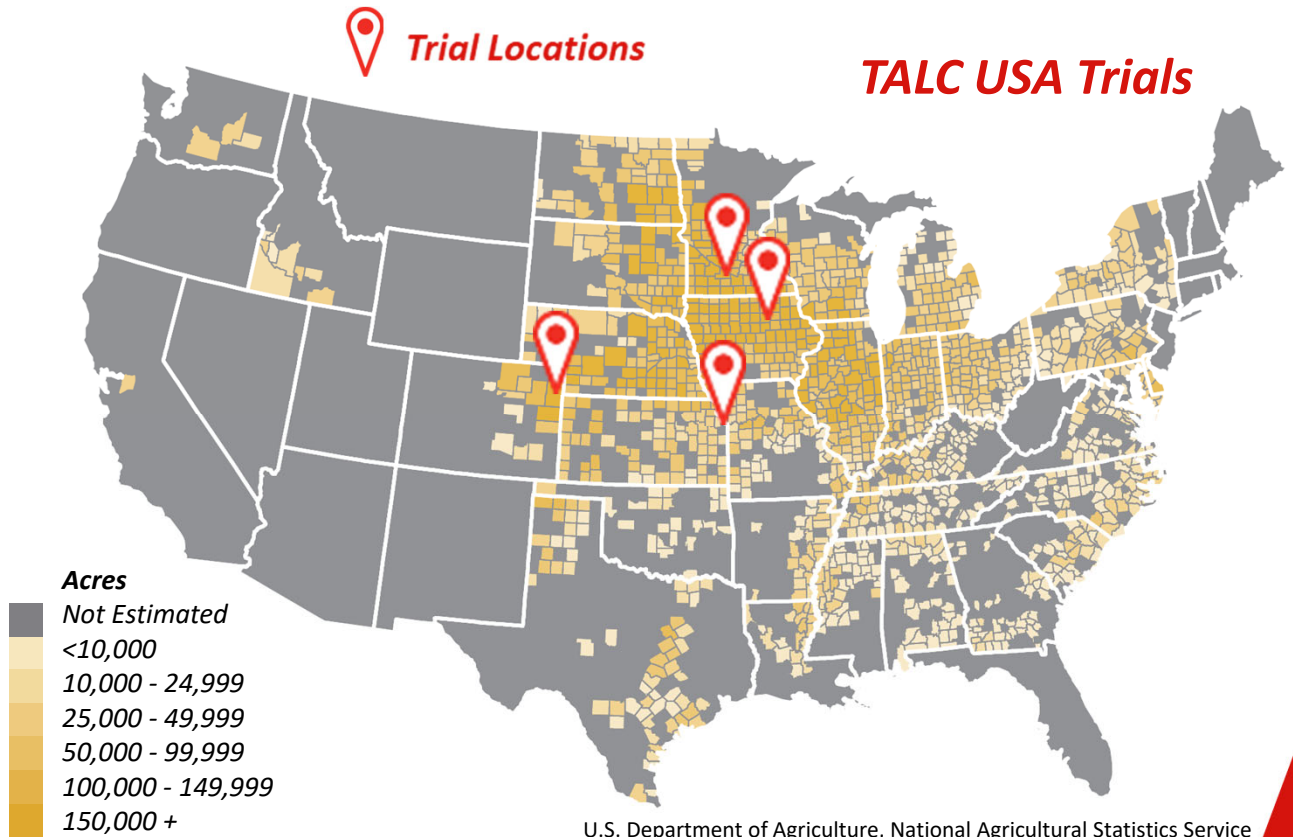
Talc USA Corn Trial Locations and Yield Results with MicroSURGE + Inceptive - 2013-2022

Location	Yield Increase
Agri-Tech Whitewater Wi 2022	4.81 bu/ac
KayJay AG Wilkin County Mn 2022	3.7# bu/ac
Agri-Tech Whitewater Wi 2022	12.8 bu/ac
Cedar County Ne 2022	10.9bu/ac
Norman County Mn 2022	8.0 bu/ac
Illinois	7.4 bu/ac
Iowa	5 bu/ac
Michigan	17.7 bu/ac
Minnesota	5.9 bu/ac
Mississippi	6 bu/ac
Missouri	6.1 bu/ac
Nebraska	6.8 bu/ac
Tennessee	5.5 bu/ac
Wisconsin	8.9 bu/ac
Averaged Results	
Yield Increase	7.8 bu/ac
Grower ROI @\$6/bu	\$42.74



Talc USA Corn Trial Locations and Yield Results with Dry MicroSURGE Corn 2013-2021

Location	Yield Increase
Colorado	10 bu/ac
Iowa	6.1 bu/ac
Minnesota	4.5 bu/ac
Missouri	7.1 bu/ac
Averaged Results	
Yield Increase	8.1 bu/ac
Grower ROI @\$6/bu	\$46.50



Talc USA Corn Trial

MicroSURGE + Inceptive vs Pivot Bio

2022

Treatment	Yield
Control 100% Fertilizer	252.1 bu/ac
Control 80% Fertilizer	229.2 bu/ac
Dry MicroSURGE Inceptive 80% Fertilizer	242 bu/ac
Dry Pivot Bio 80% Fertilizer	241 bu/ac

Results

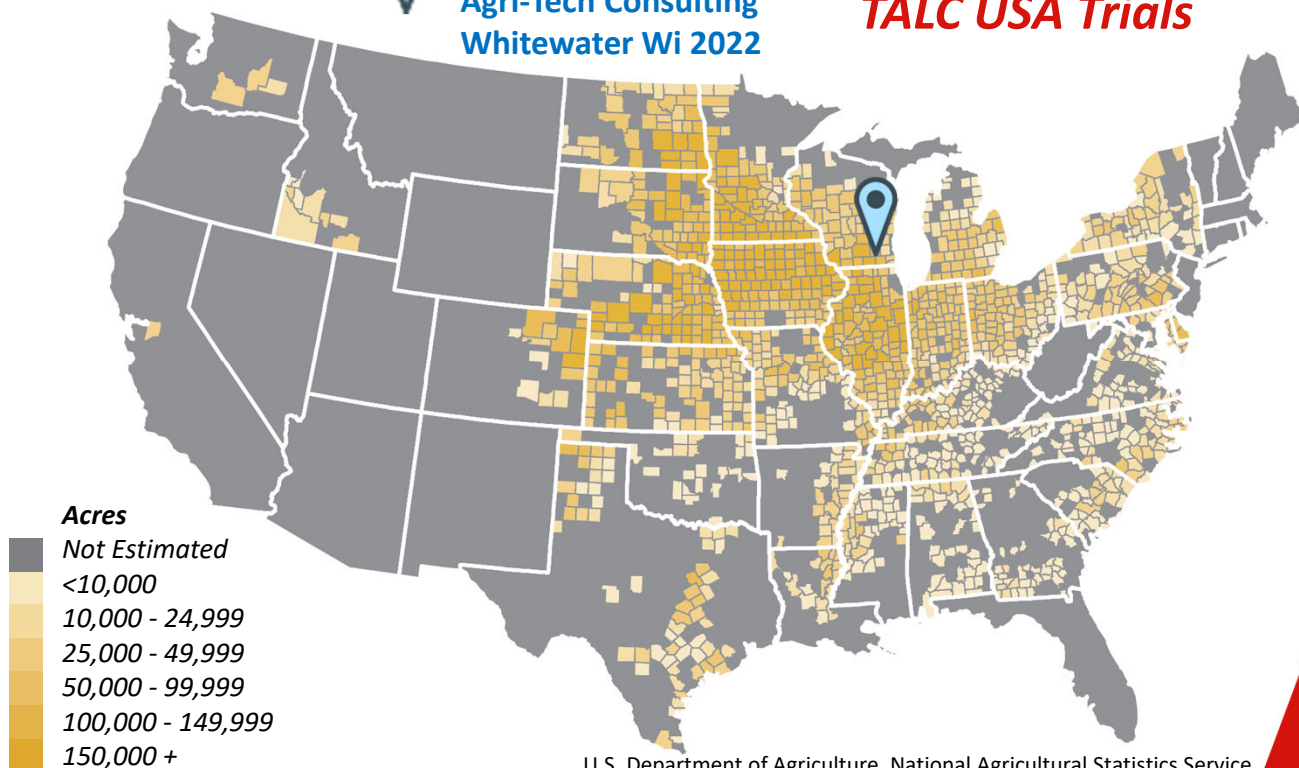
MicroSURGE + Inceptive
13 bu more than 80%
Control and 1 bu more than
Pivot Bio

More yield and about
\$20/Acre less cost than Pivot
Bio



Trial Location
Agri-Tech Consulting
Whitewater WI 2022

TALC USA Trials

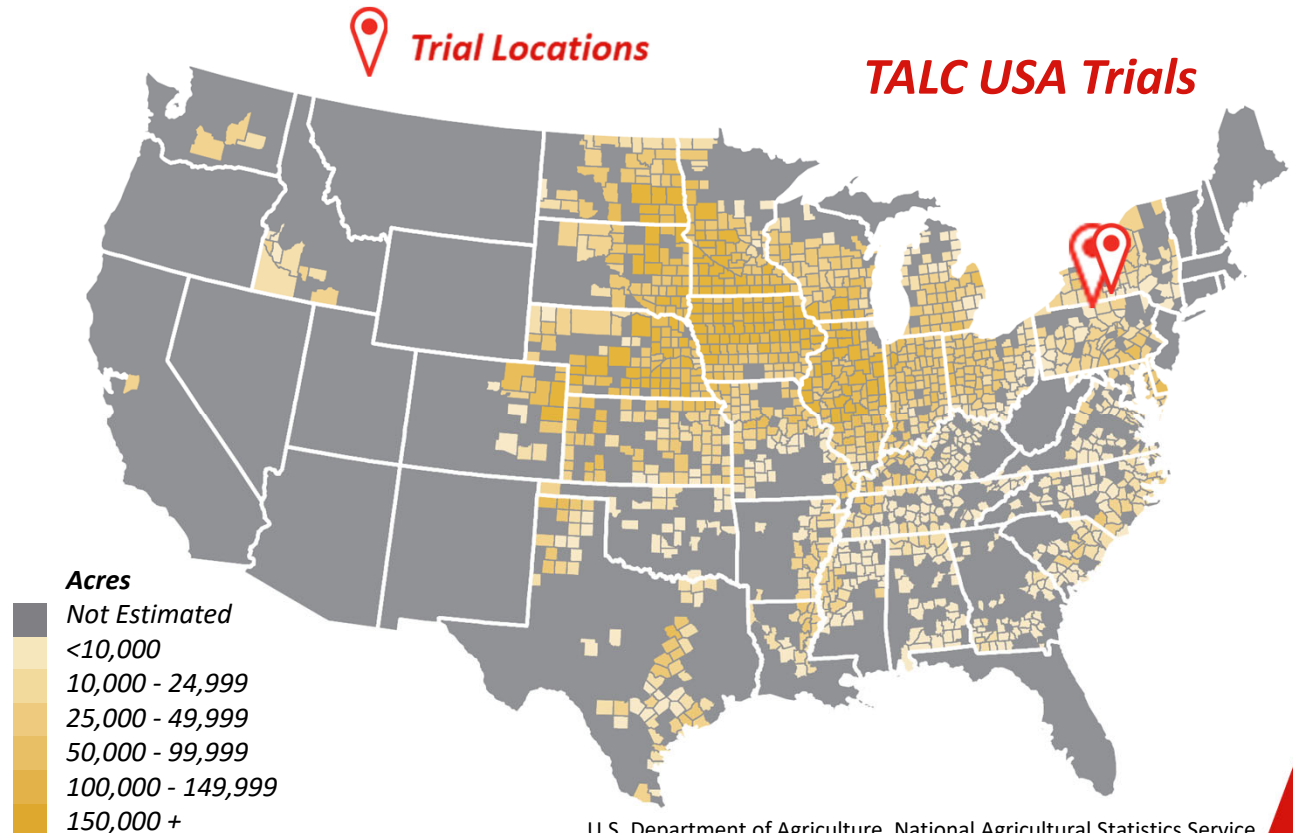


2022 Trials


TALC USA
A BRANDT COMPANY

Talc USA Corn Trial Locations and Yield Results with Liquid Encompass In-Furrow 2022

Location	Yield Increase
Wayne County New York #1	21.4
Wayne County New York #2	21.5
Averaged Results	
Yield Increase	21.45
Grower ROI @\$6/bu	\$113.20



TALC USA
A BRANDT COMPANY

 2022 Trials